




— 提昇品質 · 追求至善 —

# 電腦數控車床 CNC LATHE



HCP-42



- 1 櫛式刀座  
Gang type tool base
- 2 八位置油壓刀塔  
8-position hydraulic turret  
三軸端面鑽孔 · 攻牙裝置  
3-shaft drilling & tapping device
- 3 單件自動進料 · 退料裝置  
Automatic single workpiece loading/  
unloading device

※本公司之產品規格、設計特性均不斷研究改進，規格若有變更，恕不另行通知。

● All specifications, dimensions and design characteristics shown in this catalogue are subject to change without notice.



# 電腦數控車床 CNC LATHE

## 機械規格 MACHINE SPECIFICATIONS

| 機型 MODEL                                  |                               | HCP-42 / HCP-30 / HCP-25                  |  |                |                     |
|---|-------------------------------|---|--|----------------|---------------------|
| 床面上旋徑<br>Swing over cross bed (mm)        | 300                           | 標準加工外徑<br>Standard manufacturing dia (mm) |  | 140            |                     |
| 最大加工外徑<br>Max manufacturing dia (mm)      | 250                           | 最大加工長度<br>Max manufacturing length (mm)   |  | 150            |                     |
| X軸移動量<br>X-axis travel (mm)               | 210                           | Z軸移動量<br>Z-axis travel (mm)               |  | 250            |                     |
| 主軸迴轉速<br>Spindle rotation speed (rpm)     | 50-6000rpm                    | 主軸鼻端<br>Spindle nose                      |  | A2-5           | A2-4 -              |
| 主軸夾頭<br>Hydraulic chuck (inch)            | 6" 5" -                       | 筒夾套(筒夾)<br>Collet chuck (collet)          |  | C44/173E       | 163E 161E           |
| 主軸貫穿孔徑<br>Bore of spindle (mm)            | 45 $\phi$ 32 $\phi$ 28 $\phi$ | 棒材容納直徑<br>Max.bar feeding dia (mm)        |  | 42 $\phi$      | 30 $\phi$ 25 $\phi$ |
| 內徑刀最大<br>Max bore size of tool (mm)       | 20 $\phi$                     | 外徑刀尺寸<br>Cutting tool size (mm)           |  | 20 $\square$   |                     |
| X、Z軸快速移動<br>Rapid travel speed (X,Z-axis) | 15M/MIN                       | 變速馬達<br>Inverter motor                    |  | 5HP/7.5HP      | 5HP 5HP             |
| X軸伺服馬達<br>Servo motor (X-axis)            | 1.0KW                         | Z軸伺服馬達<br>Servo motor (Z-axis)            |  | 1.0KW          |                     |
| 八位油壓刀塔<br>8-position hydraulic turret     | 8位<br>8 position              | 切削液容量<br>Cutting coolant volume           |  | 110L           |                     |
| 切削液馬達<br>Cutting coolant motor            | 1/4HP / 1HP                   | 機械尺寸(長×寬×高)<br>Machine size (L×W×H) mm    |  | 1820×1360×1720 |                     |
| 機械淨重<br>Machine net weight (kgs)          | 2300KG                        |   |  |                |                     |

## 刀塔標準附件 STANDARD ACCESSORIES FOR TURRET TYPE

| 項目 ITEM  |                          |   |                         |
|--|--------------------------|---|-------------------------|
| 三爪油壓夾頭或筒夾套<br>3-jaw hydraulic chuck,(collet chuck)one piece                              | 任選1個<br>1 set / 1 pc     | 軟爪或筒夾<br>Standard soft jaws or collet           | 1組或筒夾1個<br>1 set / 1 pc |
| 石英工作燈24V/70W<br>Lighting device  | 1個<br>1 pc               | 工具及工具箱<br>Tools & tool box                      | 1組<br>1 set             |
| 切削水設備含集屑箱<br>Coolant device  | 1套<br>1 set              | 機械墊塊<br>Base block                              | 5個<br>5 pcs             |
| 內孔刀架<br>Tool holder for inner hole (ID $\phi$ 20)  | 2個20 $\phi$ 內徑<br>2 pcs  | 內孔刀座<br>Tool base for inner hole (ID $\phi$ 20) | 4個20 $\phi$ 內徑<br>4 pcs |
| 內孔套筒6.8.10.12.16 $\phi$<br>Tool holder bush ( $\phi$ 6.8.10.12.16,OD $\phi$ 20per piece) | 各1個20 $\phi$ 外徑<br>5 pcs | 車刀墊片(上、下)<br>Tool spacer (up ,down)             | 4組<br>4 pcs             |
| 自動潤滑系統<br>Automatic lubrication system   | 1組<br>1 set              | 八位油壓刀塔<br>8-position hydraulic turret           | 1組<br>1 set             |
| 主軸鎖定<br>Spindle lock   | 1組<br>1 set              | 主軸定位<br>Spindle positioning                     | 1組<br>1 set             |
| 油壓夾頭用腳踏開關<br>Foot switch for hydraulic chuck   | 1組<br>1 set              | 刀具板<br>Tooling plate                            | 1組<br>1 set             |

## 筒式標準附件 STANDARD ACCESSORIES FOR GANG TYPE

| 項目 ITEM   |                         |  |                          |
|---|-------------------------|--|--------------------------|
| 三爪油壓夾頭或筒夾套<br>3-jaw hydraulic chuck,(collet chuck)one piece | 任選1種<br>1 set / 1 pc    | 軟爪或筒夾<br>Standard soft jaws or collet  | 1組或筒夾1個<br>1 set / 1 pc  |
| 石英工作燈24V/70W<br>Lighting device                             | 1個<br>1 pc              | 工具及工具箱<br>Tools & tool box   | 1組<br>1 set              |
| 切削水設備含集屑箱<br>Coolant device                                 | 1套<br>1 set             | 機械墊塊<br>Base block   | 5個<br>5 pcs              |
| 內孔刀架<br>Tool holder for inner hole (ID $\phi$ 20)           | 4個20 $\phi$ 內徑<br>4 pcs | 內孔套筒6.8.10.12.16 $\phi$<br>Tool holder bush ( $\phi$ 6.8.10.12.16 per piece) | 各1個20 $\phi$ 外徑<br>5 pcs |
| 自動潤滑系統<br>Automatic lubrication system                      | 1組<br>1 set             | 主軸鎖定<br>Spindle lock   | 1組<br>1 set              |
| 主軸定位<br>Spindle positioning                                 | 1組<br>1 set             | 油壓夾頭用腳踏開關<br>Foot switch for hydraulic chuck                                 | 1組<br>1 set              |
| 櫥式刀具板<br>Gang type tool plate                               | 1組<br>1 set             | 上刀架<br>Upper tool holder   | 1組<br>1 set              |
| 下刀架<br>Lower tool holder                                    | 1組<br>1 set             |  |                          |

## 選購附件 OPTIONAL ACCESSORIES

|  |   |  |
|--|---|--|
| 1 工件成品自動取料裝置<br>Automatic parts collector and conveyer | 5 變壓器15HP<br>Transformer                          | 9 密閉式空調冷卻機<br>Closed air cooler                    |
| 2 自動電源切斷裝置<br>Automatic breaker device                 | 6 單支鍊條式送料架<br>Link type single bar feeding device | 10 CE規格<br>CE specification                        |
| 3 電動螺旋式鐵屑排出機<br>Electrical spiral type chip conveyor   | 7 棒材自動送料機<br>Automatic bar feeder                 | 11 下刀架<br>Tool holder down base                    |
| 4 穩壓器10HP<br>Voltage stabilizer                        | 8 油霧回收器<br>Oil mist recycle device                | 12 三軸端面鉗孔攻牙裝置<br>3-shaft drilling & tapping device |



台中縣神岡鄉中山路667巷115號  
NO.115,LANE 667,CHUNG SHAN  
RD. SHEN KANG, TAICHUNG,  
TAIWAN.

TEL:886-4-25612756 (代表號)  
FAX:886-4-25629552  
E-mail:jaye2324@ms13.hinet.net  
http://www.cnc-lathe.com

代理商 / AGENT